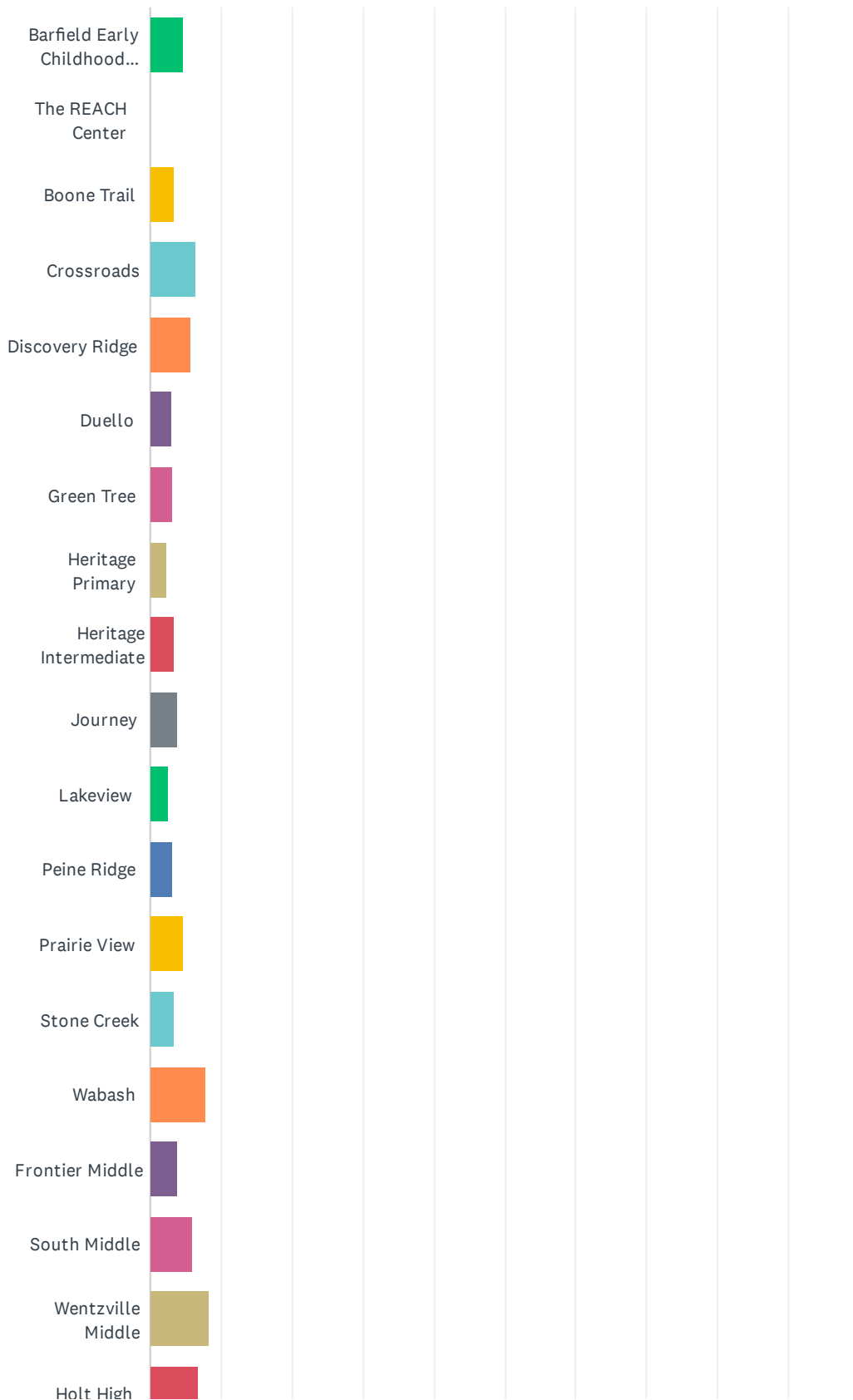
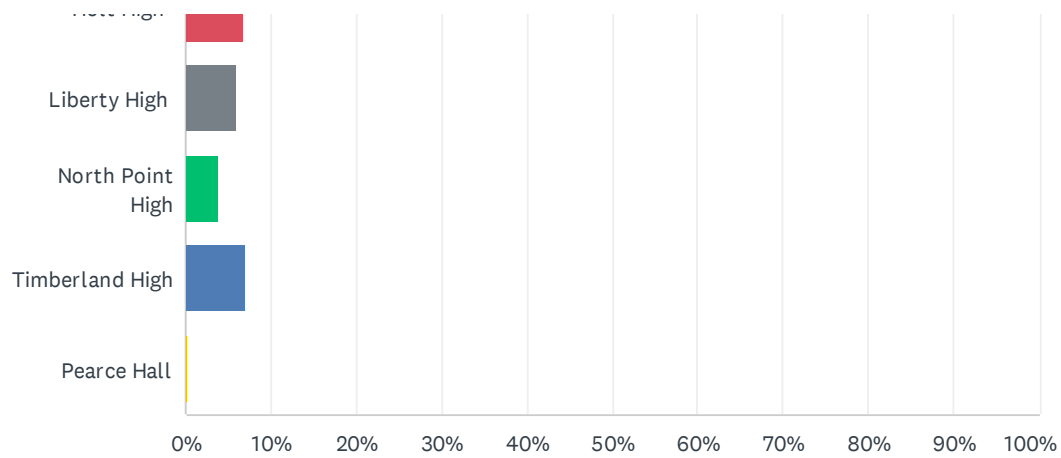


## Q1 Which school does your student attend?

Answered: 3,972 Skipped: 0

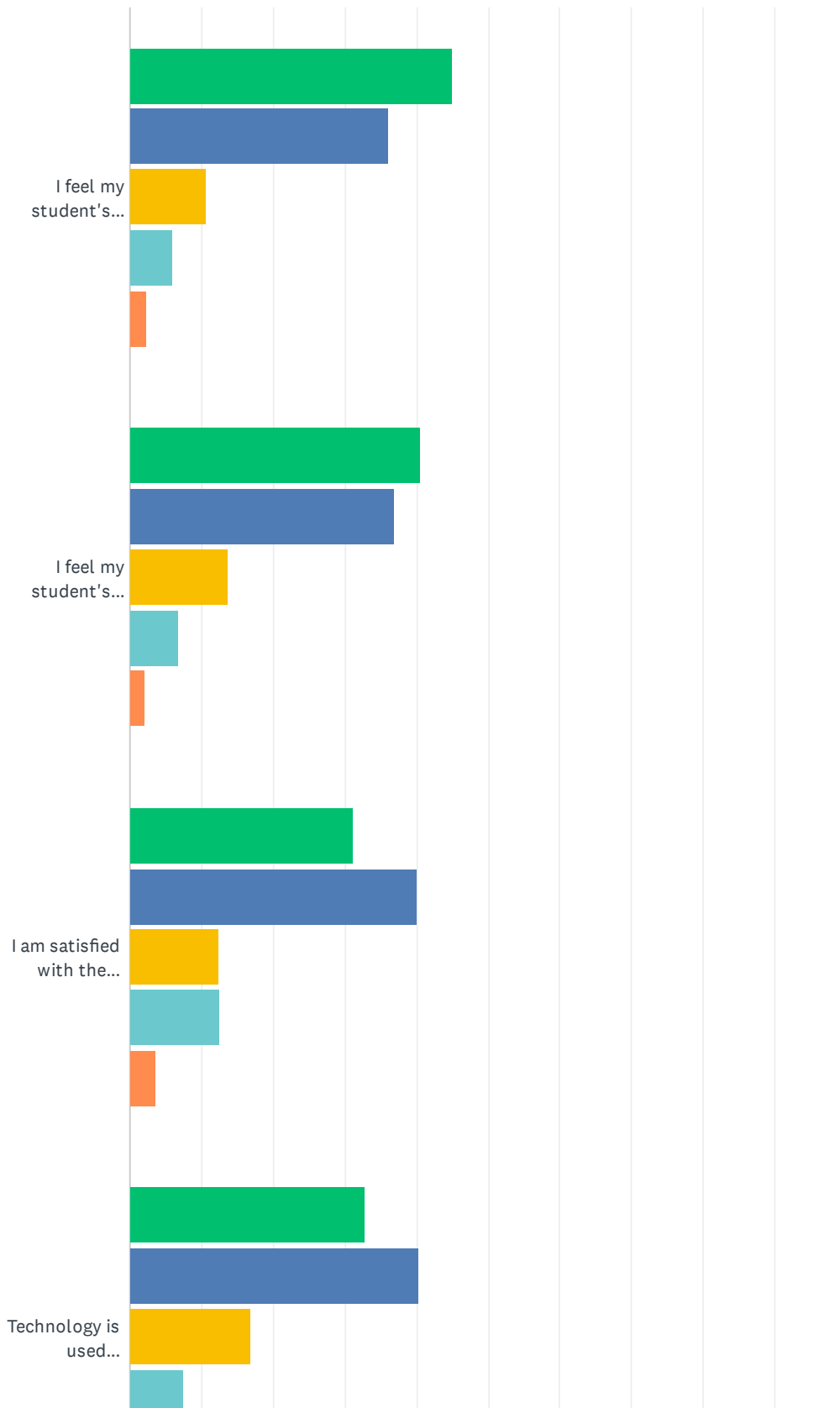


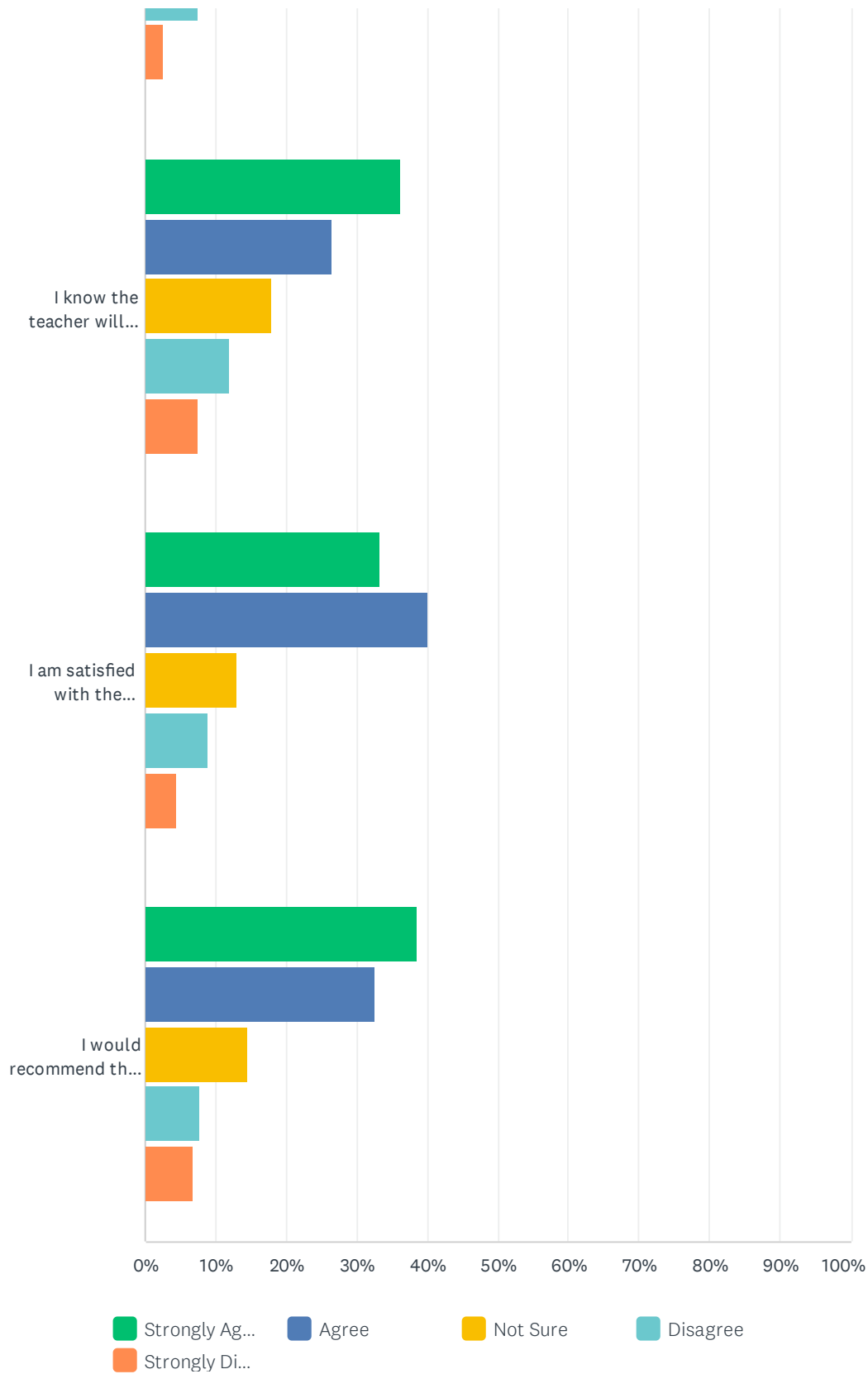


ANSWER CHOICES	RESPONSES	
Barfield Early Childhood Special Education Center	4.78%	190
The REACH Center	0.10%	4
Boone Trail	3.45%	137
Crossroads	6.32%	251
Discovery Ridge	5.77%	229
Duello	3.05%	121
Green Tree	3.22%	128
Heritage Primary	2.34%	93
Heritage Intermediate	3.32%	132
Journey	3.83%	152
Lakeview	2.64%	105
Peine Ridge	3.12%	124
Prairie View	4.78%	190
Stone Creek	3.45%	137
Wabash	7.80%	310
Frontier Middle	3.93%	156
South Middle	5.99%	238
Wentzville Middle	8.23%	327
Holt High	6.90%	274
Liberty High	5.92%	235
North Point High	3.78%	150
Timberland High	6.97%	277
Pearce Hall	0.30%	12
TOTAL		3,972

## Q2 Instruction:

Answered: 3,072 Skipped: 900

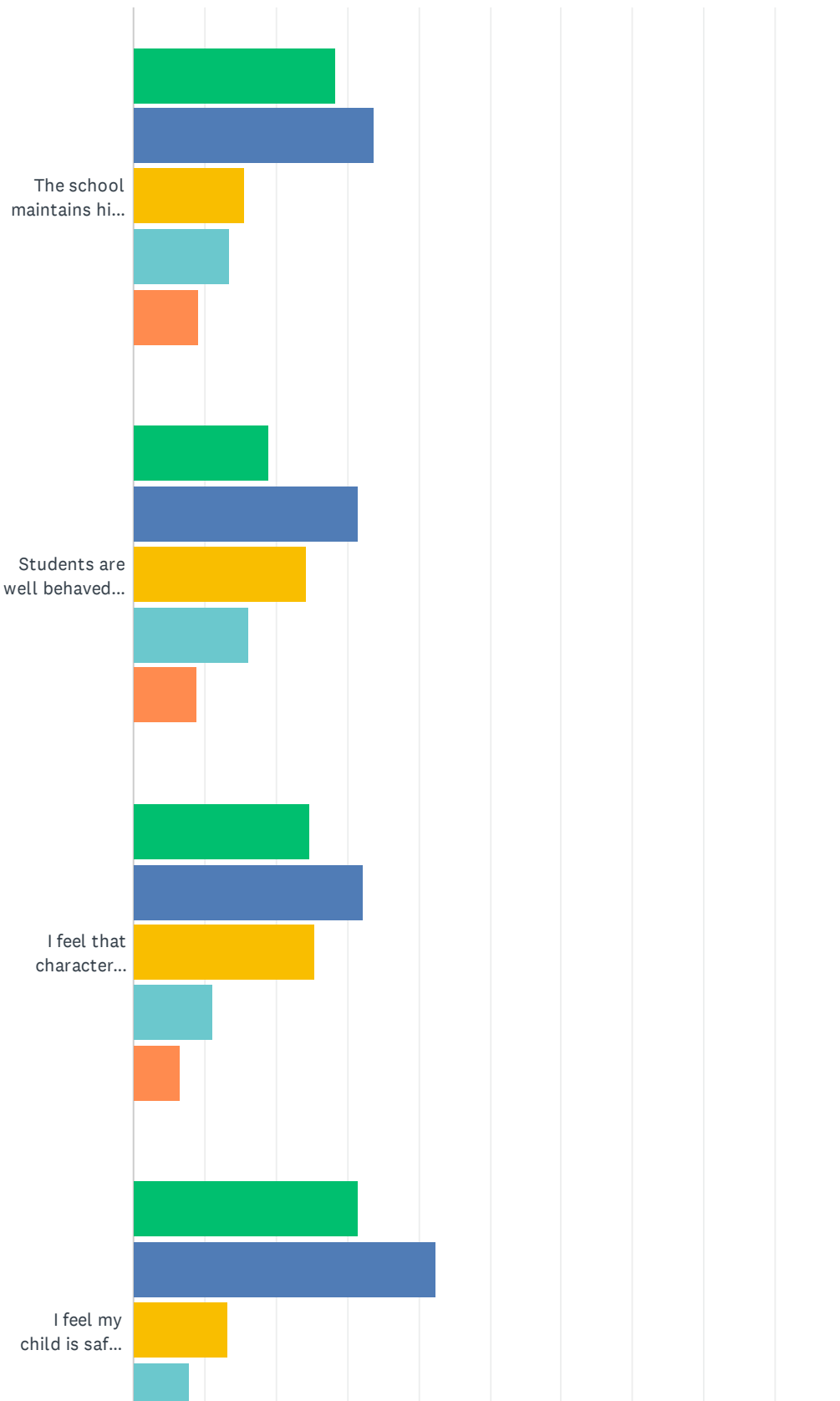


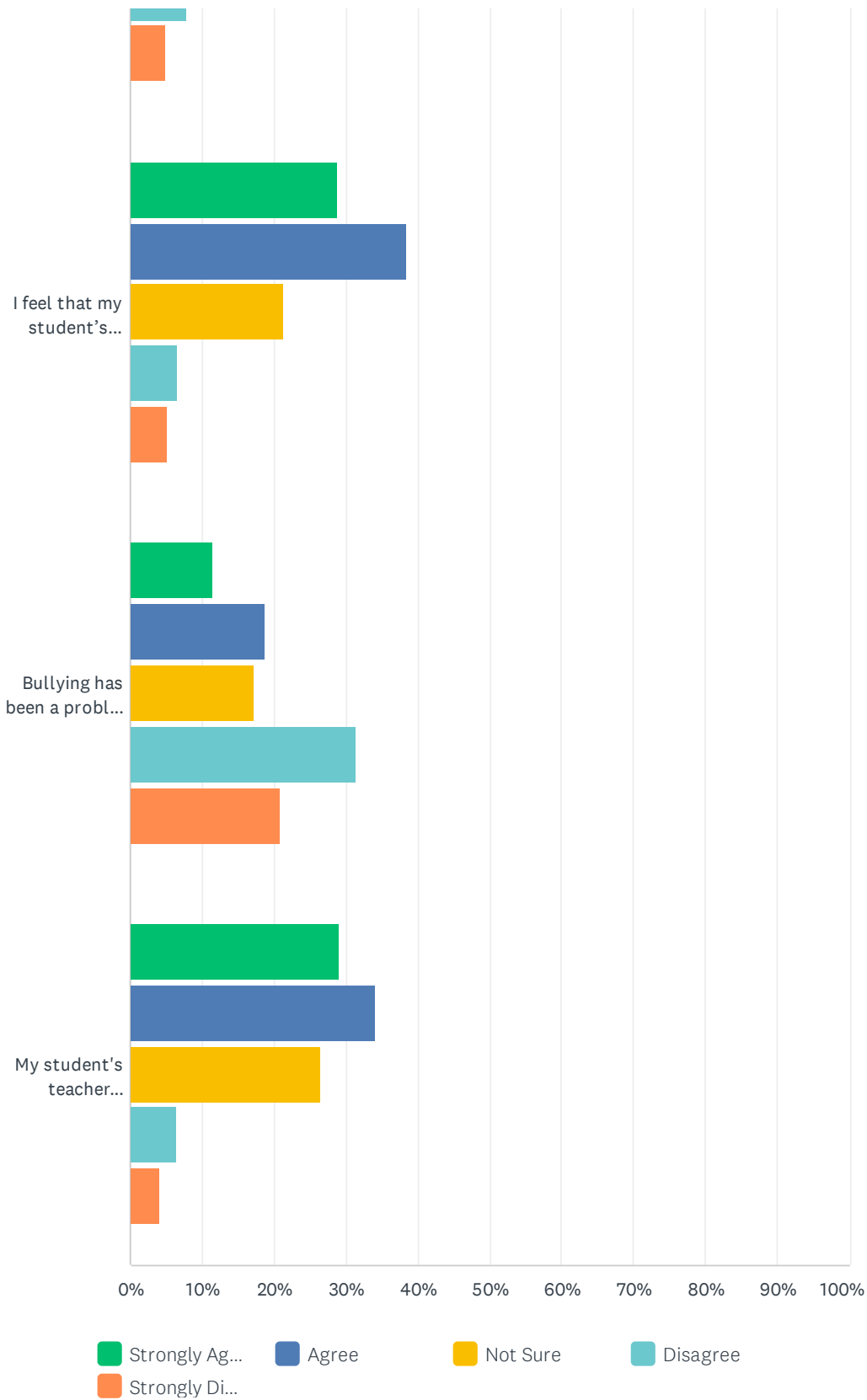


	STRONGLY AGREE	AGREE	NOT SURE	DISAGREE	STRONGLY DISAGREE	TOTAL
I feel my student's teacher cares about my student's success.	45.06% 1,381	36.05% 1,105	10.67% 327	5.91% 181	2.32% 71	3,065
I feel my student's teacher has high expectations for learning achievement.	40.45% 1,239	36.86% 1,129	13.74% 421	6.73% 206	2.22% 68	3,063
I am satisfied with the amount/difficulty of homework my student is assigned.	31.20% 956	40.14% 1,230	12.47% 382	12.50% 383	3.69% 113	3,064
Technology is used effectively to enhance my child's learning.	32.73% 1,002	40.38% 1,236	16.92% 518	7.42% 227	2.55% 78	3,061
I know the teacher will call me if my student has a problem in class.	36.17% 1,108	26.44% 810	17.99% 551	11.85% 363	7.54% 231	3,063
I am satisfied with the instruction at my school.	33.31% 1,019	40.14% 1,228	13.08% 400	8.89% 272	4.58% 140	3,059
I would recommend this school to other parents.	38.51% 1,178	32.59% 997	14.48% 443	7.65% 234	6.77% 207	3,059

## Q3 School Safety, Discipline and Character

Answered: 3,069   Skipped: 903



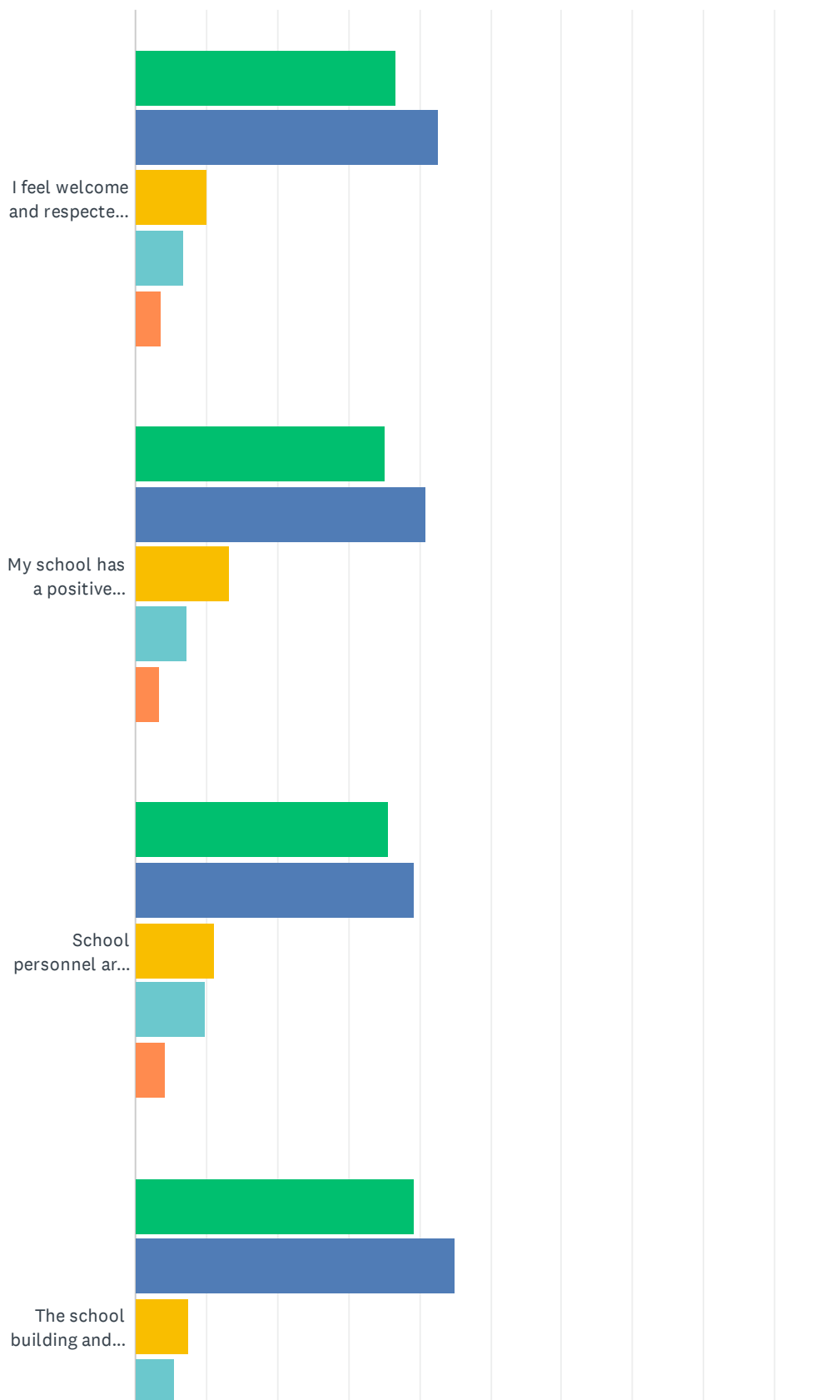


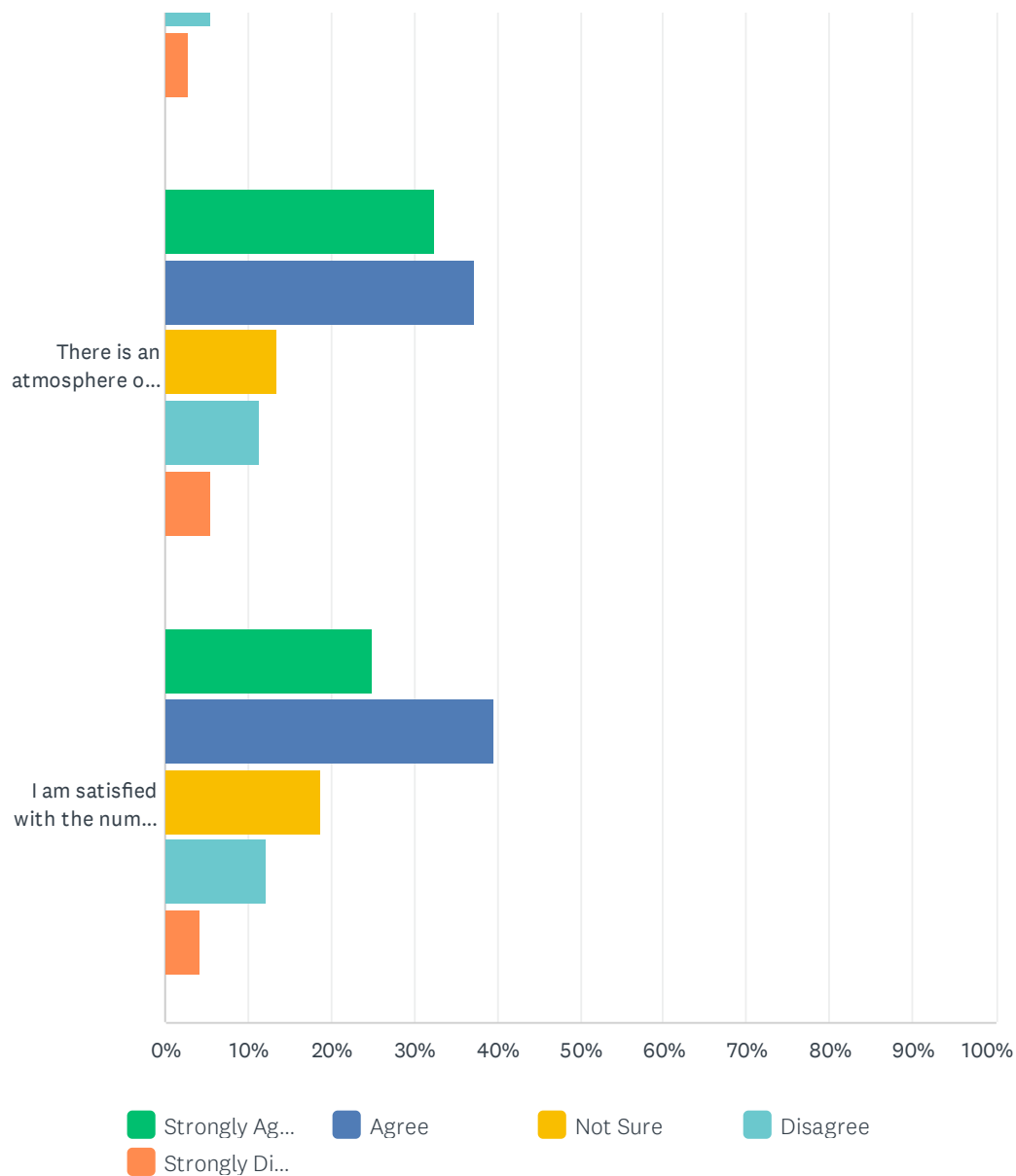


	STRONGLY AGREE	AGREE	NOT SURE	DISAGREE	STRONGLY DISAGREE	TOTAL
The school maintains high standards for behavior.	28.25% 866	33.74% 1,034	15.50% 475	13.41% 411	9.10% 279	3,065
Students are well behaved and respectful at my school.	19.04% 583	31.48% 964	24.33% 745	16.26% 498	8.88% 272	3,062
I feel that character education has had a positive influence on the school and my student.	24.78% 758	32.10% 982	25.40% 777	11.11% 340	6.60% 202	3,059
I feel my child is safe at my school.	31.65% 969	42.42% 1,299	13.16% 403	7.90% 242	4.87% 149	3,062
I feel that my student's discipline issues are handled fairly.	28.74% 877	38.41% 1,172	21.24% 648	6.56% 200	5.05% 154	3,051
Bullying has been a problem for my student at school.	11.53% 352	18.86% 576	17.35% 530	31.40% 959	20.86% 637	3,054
My student's teacher maintains discipline without being overly harsh or rigid.	29.01% 886	34.18% 1,044	26.42% 807	6.35% 194	4.03% 123	3,054

## Q4 School Culture

Answered: 2,883   Skipped: 1,089

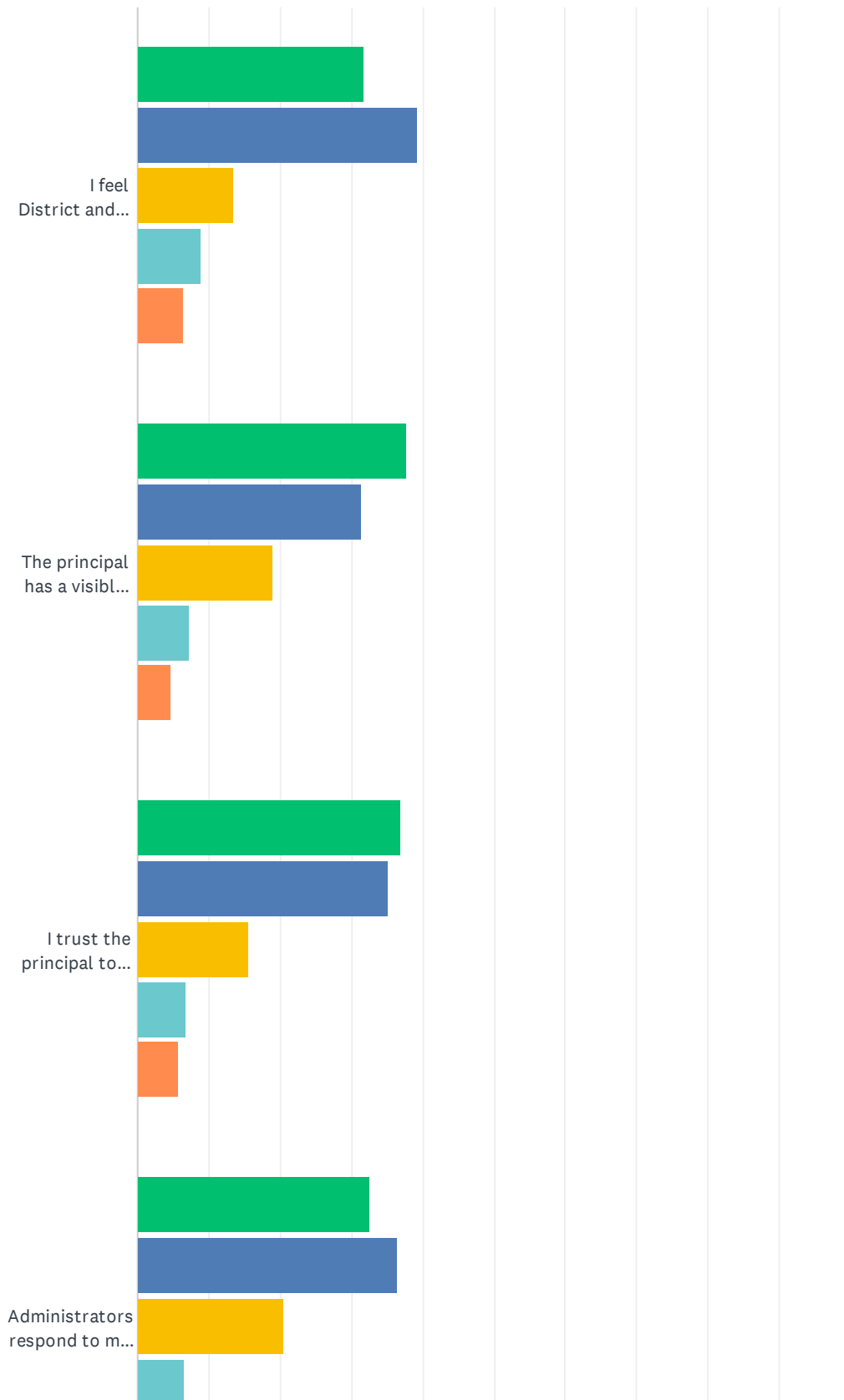


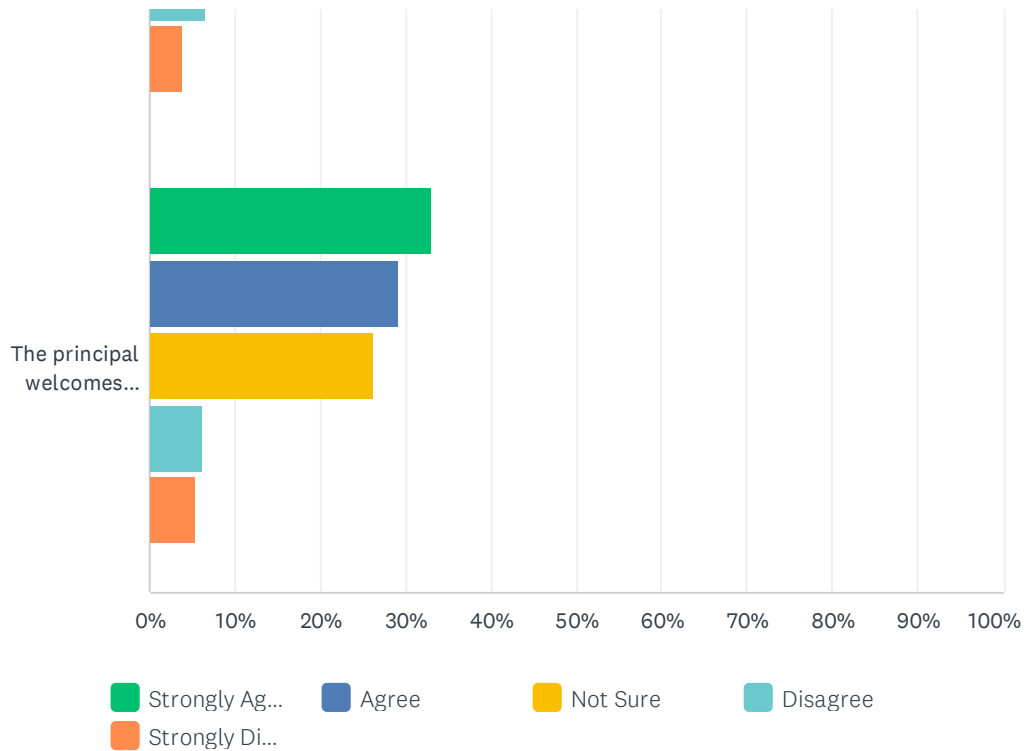


	STRONGLY AGREE	AGREE	NOT SURE	DISAGREE	STRONGLY DISAGREE	TOTAL
I feel welcome and respected at my school.	36.64% 1,053	42.73% 1,228	10.13% 291	6.89% 198	3.62% 104	2,874
My school has a positive learning environment.	35.21% 1,013	40.98% 1,179	13.17% 379	7.30% 210	3.34% 96	2,877
School personnel are respectful, receptive and responsive to input from students and parents.	35.62% 1,024	39.17% 1,126	11.17% 321	9.77% 281	4.28% 123	2,875
The school building and grounds are kept in good repair.	39.23% 1,129	44.93% 1,293	7.54% 217	5.49% 158	2.81% 81	2,878
There is an atmosphere of open communication at my school.	32.34% 929	37.38% 1,074	13.44% 386	11.38% 327	5.46% 157	2,873
I am satisfied with the number and variety of after school activities (clubs and sports) offered at my school.	25.02% 718	39.72% 1,140	18.78% 539	12.13% 348	4.36% 125	2,870

## Q5 Administration:

Answered: 2,879   Skipped: 1,093

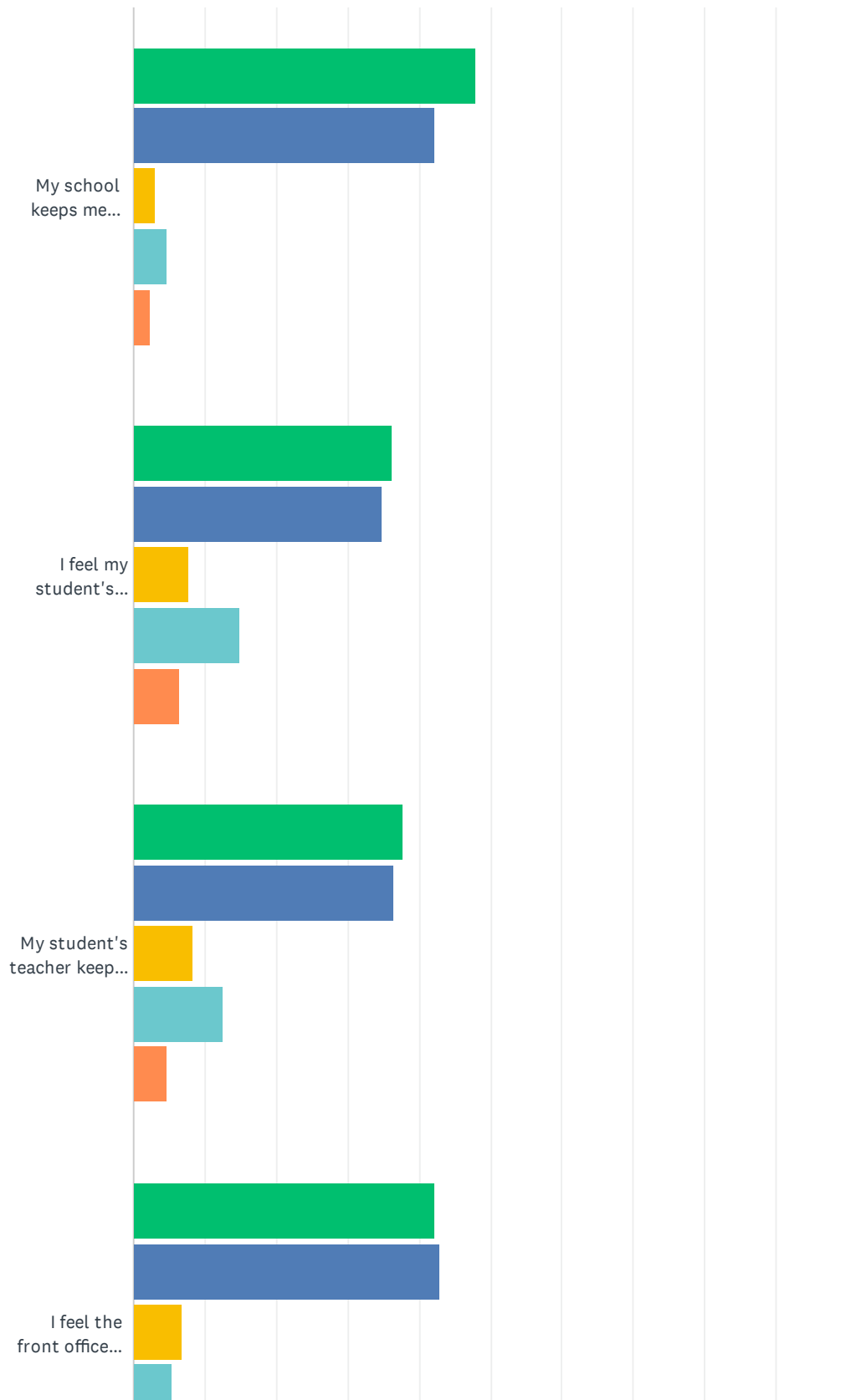


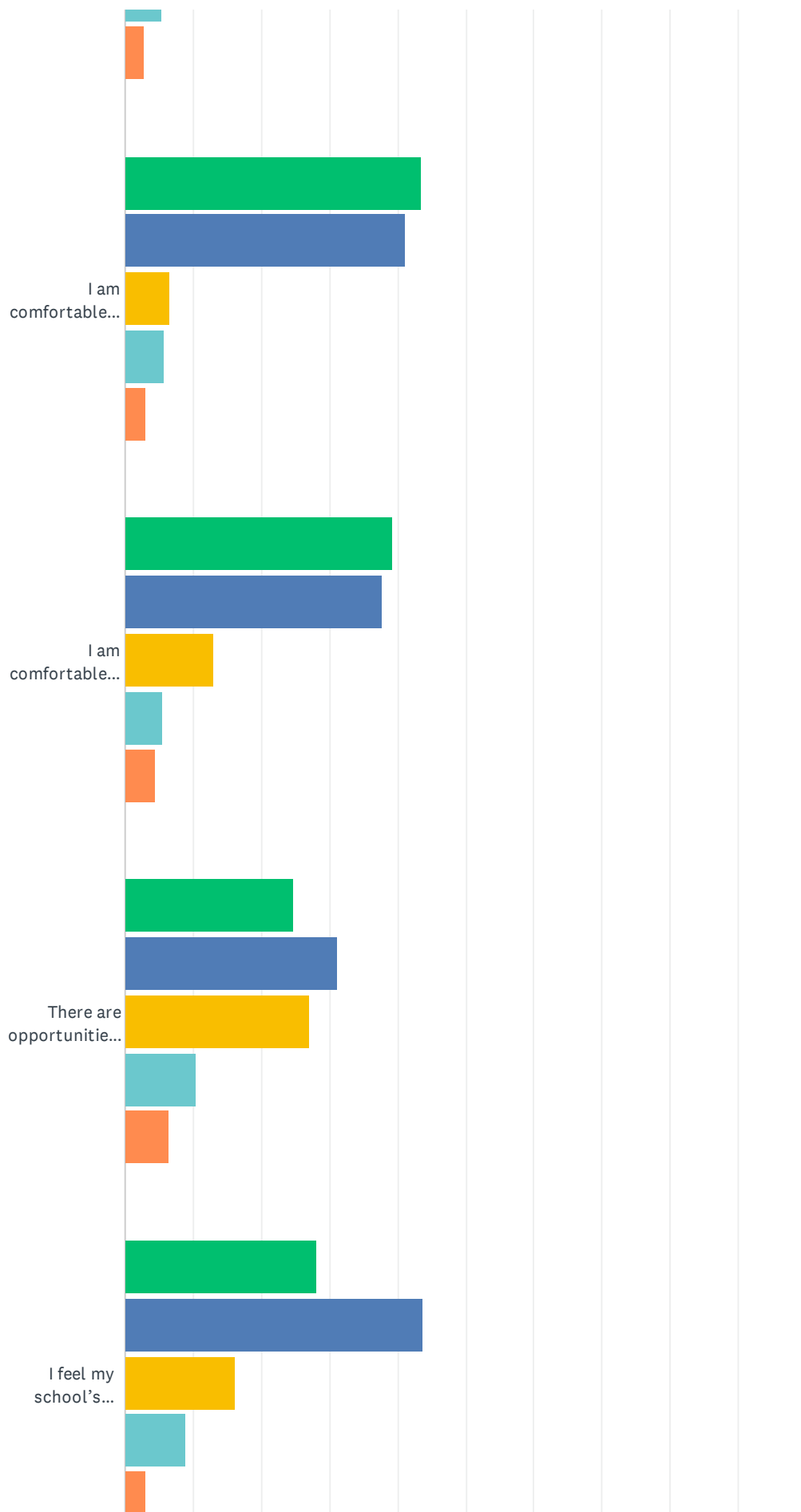


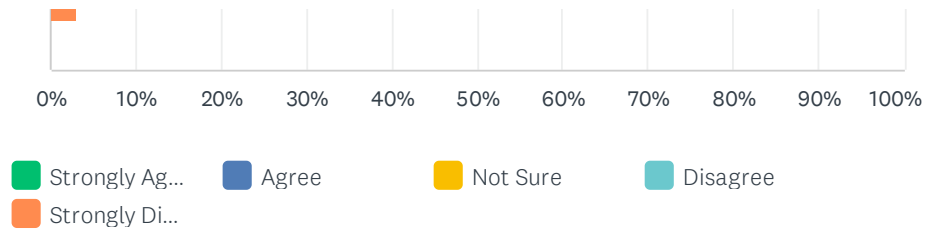
	STRONGLY AGREE	AGREE	NOT SURE	DISAGREE	STRONGLY DISAGREE	TOTAL
I feel District and building administrators care about students and help provide a positive learning environment.	31.83% 915	39.27% 1,129	13.50% 388	9.01% 259	6.40% 184	2,875
The principal has a visible presence and is accessible to me when needed.	37.78% 1,085	31.44% 903	18.91% 543	7.21% 207	4.67% 134	2,872
I trust the principal to make decisions that are in the best interest of students.	36.80% 1,057	35.17% 1,010	15.60% 448	6.72% 193	5.71% 164	2,872
Administrators respond to my calls in a timely manner.	32.69% 936	36.43% 1,043	20.43% 585	6.53% 187	3.91% 112	2,863
The principal welcomes comments and suggestions, and is responsive to the concerns of parents and the community.	33.00% 946	29.19% 837	26.30% 754	6.24% 179	5.27% 151	2,867

## Q6 Communication:

Answered: 2,743   Skipped: 1,229





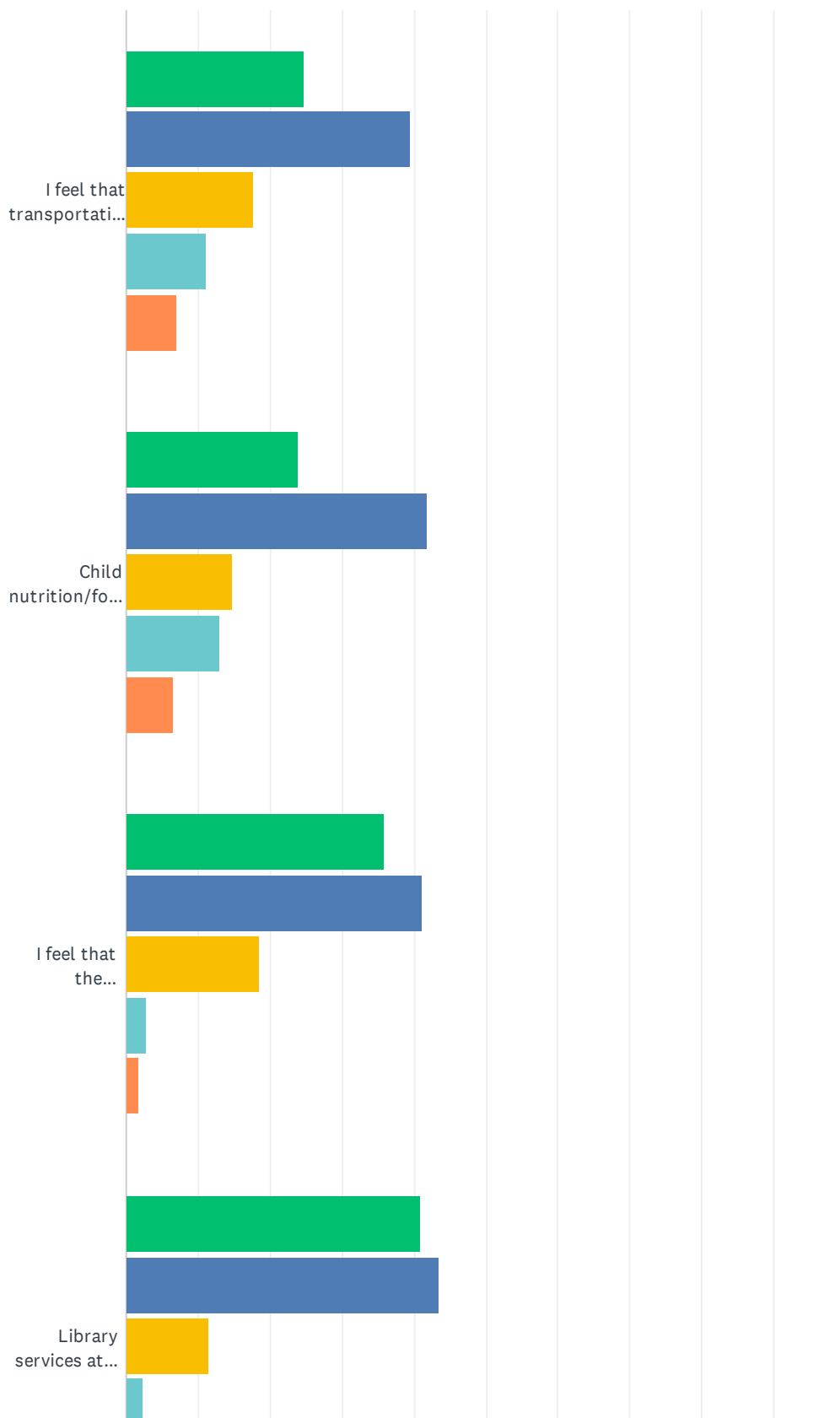


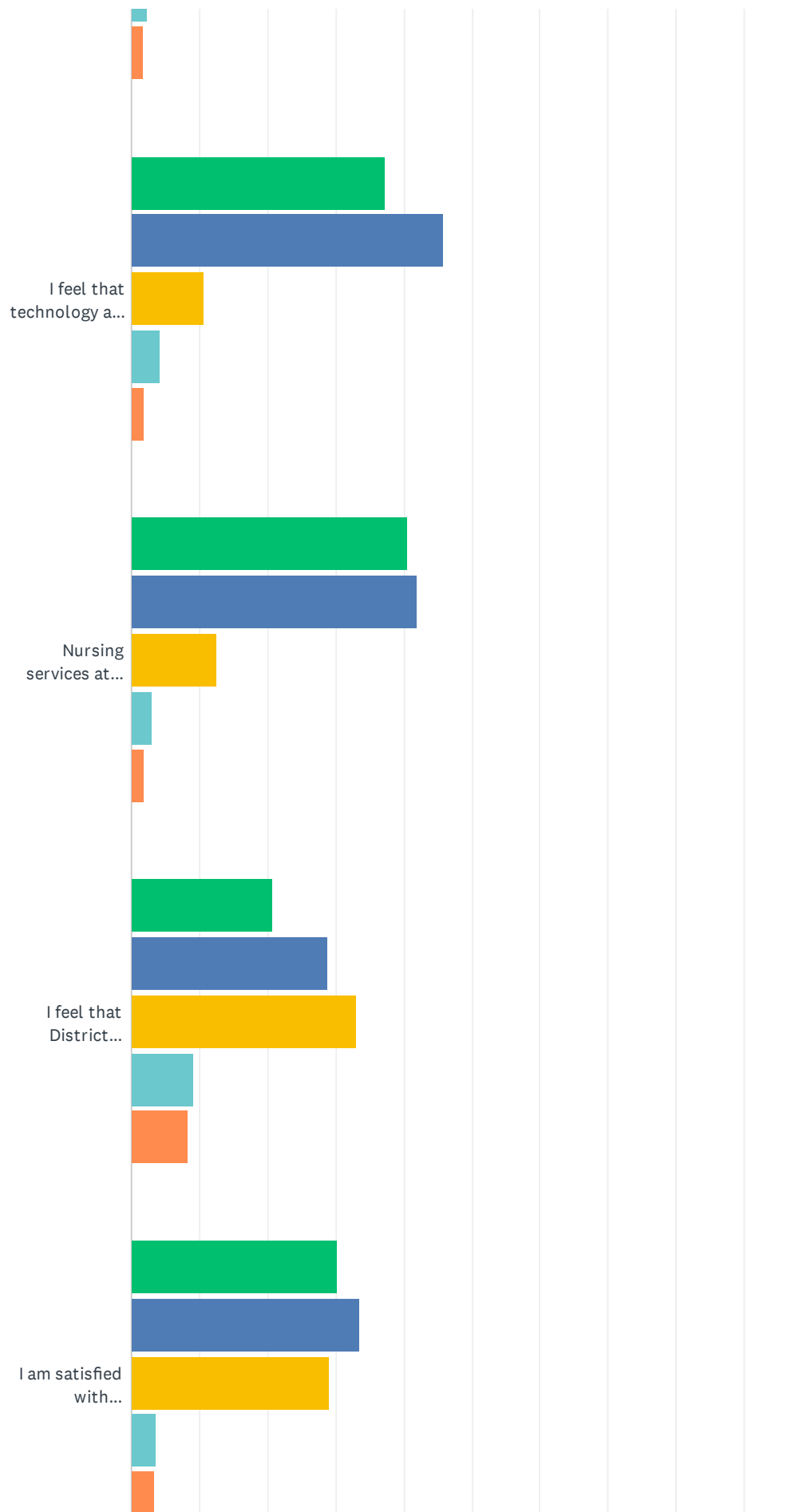
	STRONGLY AGREE	AGREE	NOT SURE	DISAGREE	STRONGLY DISAGREE	TOTAL
My school keeps me well-informed of school activities through newsletters, email, eblast, and the parent portal, etc.	47.97% 1,311	42.11% 1,151	3.00% 82	4.65% 127	2.27% 62	2,733
I feel my student's teacher keeps me well-informed of my student's academic performance.	36.18% 991	34.76% 952	7.78% 213	14.90% 408	6.39% 175	2,739
My student's teacher keeps me well-informed of classroom activities.	37.79% 1,034	36.51% 999	8.33% 228	12.57% 344	4.79% 131	2,736
I feel the front office staff communicates effectively with courtesy and a positive attitude.	42.24% 1,157	42.86% 1,174	6.75% 185	5.40% 148	2.74% 75	2,739
I am comfortable raising an issue or concern with a teacher.	43.50% 1,191	41.05% 1,124	6.68% 183	5.81% 159	2.96% 81	2,738
I am comfortable discussing an issue or concern with the principal.	39.15% 1,072	37.80% 1,035	13.00% 356	5.51% 151	4.53% 124	2,738
There are opportunities for me to get involved in school-wide decisions.	24.68% 675	31.22% 854	27.13% 742	10.49% 287	6.47% 177	2,735
I feel my school's website is up to date with pertinent and helpful information that is easy to locate.	28.08% 767	43.68% 1,193	16.15% 441	9.04% 247	3.04% 83	2,731

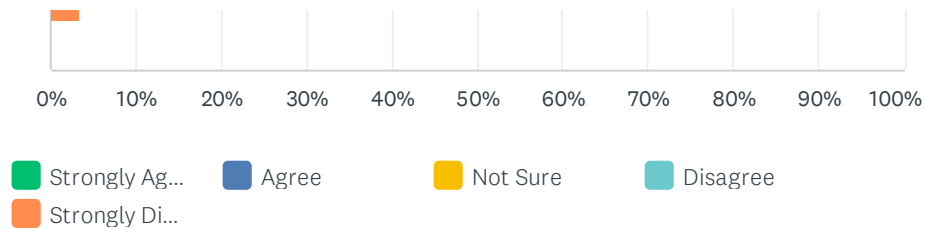


## Q7 Support Services:

Answered: 2,739   Skipped: 1,233







	STRONGLY AGREE	AGREE	NOT SURE	DISAGREE	STRONGLY DISAGREE	TOTAL
I feel that transportation services at my school meet my student's needs.	24.68% 674	39.55% 1,080	17.65% 482	11.06% 302	7.07% 193	2,731
Child nutrition/food services at my school meet my student's needs.	23.85% 652	41.73% 1,141	14.67% 401	13.09% 358	6.66% 182	2,734
I feel that the custodial/janitorial services at my school meet my student's needs.	35.77% 977	41.12% 1,123	18.64% 509	2.78% 76	1.68% 46	2,731
Library services at school meet my student's needs.	41.04% 1,122	43.49% 1,189	11.45% 313	2.30% 63	1.72% 47	2,734
I feel that technology and computer services at my school meet my student's needs.	37.38% 1,022	45.94% 1,256	10.64% 291	4.21% 115	1.83% 50	2,734
Nursing services at school meet my student's needs.	40.45% 1,105	41.98% 1,147	12.59% 344	3.00% 82	1.98% 54	2,732
I feel that District finances are used effectively to benefit students.	20.63% 564	28.82% 788	33.10% 905	9.18% 251	8.27% 226	2,734
I am satisfied with PTA/PTO/PTC support at my school.	30.27% 826	33.57% 916	28.98% 791	3.70% 101	3.48% 95	2,729